

SEMI CUSTOM WEDDING INVITATION GUIDE

The letters of your love story






THE REMI SUITE

REMI
and ALEXANDER

*request the pleasure of your company
at the celebration of their marriage
saturday, november 6, 2021
5 o'clock in the evening*

*san ysidro rancho
santa barbara...california
reception to follow*





THE BAILEY SUITE



INVESTMENT

Semi custom invitations begin at \$1,000.

Most couples spend between \$1,200-\$2,500 on their semi custom invitations.

The biggest factors in pricing are the printing method and the embellishments chosen. If you have a specific budget in mind, let us know and we will offer suggestions to fit into your ideal budget!

PROCESS

1

MAKE YOUR SELECTIONS

Let me know your choices:

*Suite
Colors
Quantity
Pieces needed
Embellishments*

2

PROPOSAL

will draft up a proposal which includes all of your pieces and details such as printing method, sizing, and paper. You will review this proposal and we can adjust as necessary. The proposal must be signed, then a non-refundable 50% retainer is required to begin design work. Deposits are payable by check, VenMo and card.

3

PROOFING

Yay! The fun part. Within 1 week of receiving your completed verbiage and deposit, I send you a comprehensive proof. This will look almost exactly like the finished product. Included in your proof are 2 small revisions, such as verbiage and sizing.

4

PRODUCTION

Once all pieces are approved, your final balance is due and your invitation suite gets sent into production! From here, no further changes can be made. Total production time depends on your design specifics, but once complete, your suite is lovingly packaged and sent to you. Time to spread the good word!

Flat printed suites: 3-6 weeks

Foil and Letterpress suites: 4-7 weeks

CALLIGRAPHY & FONT STYLES

*Kristina French
&
Matthew Elliott*

FLOURISHED

*Jessica Marie
AND
Brennan Jean Duhart*


MODERN

HAILEY RENEE & CHRISTOPHER LAWSON
HAILEY RENEE & CHRISTOPHER LAWSON

SERIF

COLORS

ENVELOPE COLOR OPTIONS



HANDMADE PAPER COLOR OPTIONS



PRINTING METHODS



DIGITAL

Flat printing, beautiful for watercolor artwork and colorful designs. Any color except metallic can be produced with flat printing. Flat printing is also the most cost effective.

\$



LETTERPRESS

A custom die is created with your design and pressed into luxurious cotton or handmade paper. You can feel the impression. Several ink colors are available, although not metallic colors.

\$\$



FOIL

A copper plate is made with your artwork and pressed into the paper with metallic foil, creating a shiny metallic text. Available in several colors and looks amazing in gold, silver, and rose gold.

\$\$\$

EMBELLISHMENTS



PROSECCO



ANTIQUE GOLD



CHAMPAGNE



DUSTY BLUE



SILVER




BLACK




DUSTY ROSE




WHITE



VELLUM WRAP




VELLUM BELLY BAND



SOLID BELLY BAND

WREATH OPTIONS

1.



2.



3.



4.



5.



6.



7.



8.



F.A.Q.

CAN I CHANGE THE FONT ON THE INVITATION? *Yes. We have 2 calligraphy options available to you as well as a range of serif fonts (block fonts). All calligraphy is created by Heidi by hand and is included in the pricing of each suite.*

DO YOU HAVE ADDITIONAL PAPER COLORS? *Yes. Additional color options are available for a small fee.*

CAN YOU ACCOMMODATE A RUSH ORDER? *Yes. Let us know when you need your invitations and we will offer you rush options.*

WILL YOU MAIL MY INVITATIONS FOR ME? *Completed suites are mailed to you to stuff and send to your guests.*

WILL YOU TELL ME WHAT STAMPS TO BUY? *I recommend all of my clients to take one completed suite to the post office to get a verified postage recommendation. Custom invitations come with a postage consultation where I will do this step for you and recommend matching stamps.*

HOW MANY INVITATIONS SHOULD I ORDER? *1 suite per household. This usually works out to be about 60% of your total guest count. Be sure to add in 5-10% extras for keepsakes, missing invitations and photos!*

WHEN SHOULD I MAIL MY INVITATIONS? *8-10 weeks prior to your wedding date, or 10-14 weeks for destination weddings.*

THANK YOU

for taking the time to look into custom wedding invitations. If you would like more information about working together, please send me an email or contact me on www.heididavidsondesign.com to get the party started!

HeidiBDavidson@gmail.com